

BvNET Accessories

What is BvNET?

BvNET is a fast networking technology developed by Linea Research for monitoring and controlling their range of professional audio products.

BvNET uses Cat5 cabling to attach up to 119 devices using a simple cabling scheme without requiring any other network equipment such as hubs. The total span of the network may be at least 1km without repeaters. There is no maximum length for a single span within this limit.

The Accessory Products

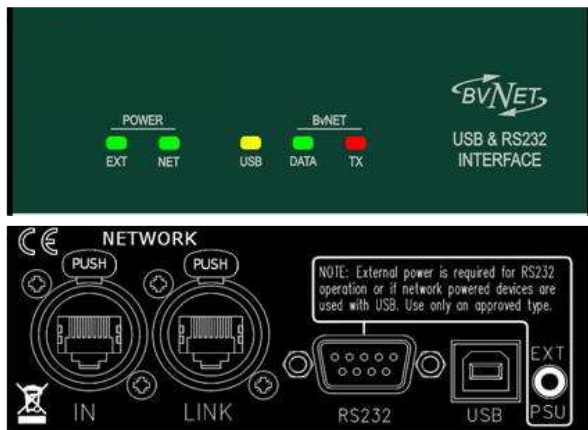
- BvNET Interface
- Accessory Power Supply
- Accessory Racking Kit

BvNET Interface

This product allows your Personal Computer access to a network of BvNET enabled devices for control and monitoring them. It can connect via USB or Serial (RS232).

Housed in a convenient, rugged steel case, it can be used free-standing or, using the rack-mount kit, may be racked along with the companion Power Supply product and one other accessory product, all in just 1U of rack-space.

- Rugged steel enclosure
- Free-standing or rack-mount options
- Rugged Ethercon network connectors
- Compatible with standard RJ45's
- Self-powered (using USB)
- Capable of driving 1km of network cable
- No special cables



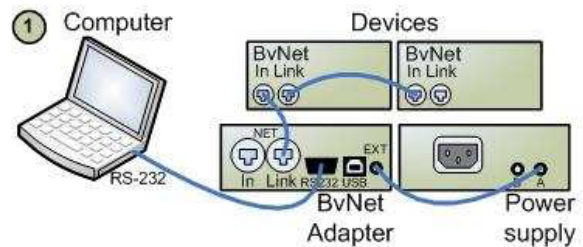
Computer System Requirements

Minimum requirements:

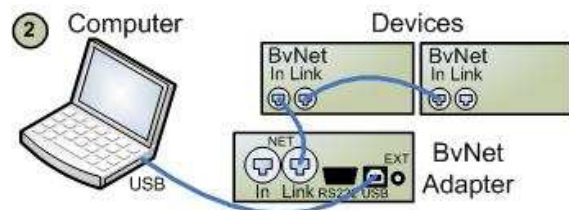
- PC with Pentium processor
- 32-bit Windows™ operating system (NT, 2000, XP, Vista).
- CD-ROM drive or Internet access
- RS232 or USB port

Typical Usage

You can connect your computer to the BvNET Interface using either RS232 (Serial) or USB. When using RS232, it is also necessary to use the Accessory Power Supply as shown in diagram 1.



Alternatively, you can connect your computer to the BvNET Interface via USB as in diagram 2. It is not usually necessary to use a Power Supply to power the BvNET Interface when using USB, since USB will supply sufficient power for the Interface. If there are any Network powered devices on the network however, then the Accessory Power Supply will be required.



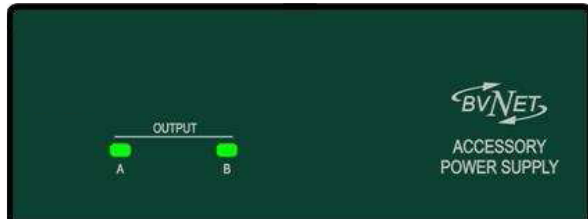
Simple Device Connectivity

Connect the BvNET Link socket on the BvNET Interface to the BvNET In socket of the first device you wish to control, then the BvNET Link socket of this device to the BvNET In socket of the next device, and so on. The order in which the devices are connected is not important. The 'Ethercon' network connectors are fully compatible with standard RJ45 Ethernet patch cables which may be used to make these connections. If additional ruggedness is required, we recommend using the Neutrik Ethercon locking type of connector.

BvNET Power Supply

This product is intended to provide DC power for a range of Linea Research accessories, and is housed in the same style of case as the BvNet Interface.

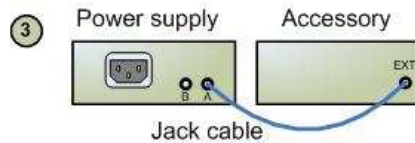
- Can power one or two accessories
- Rugged steel enclosure
- Free-standing or rack-mount options



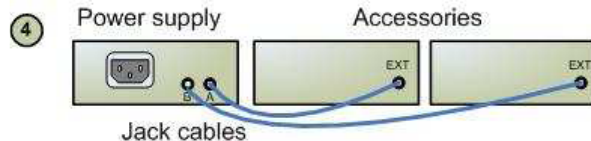
Connecting an Accessory

There are two DC outputs from this product, either of which may be used to power a compatible accessory. By using both outputs, two accessories may be powered simultaneously.

One of the supplied jack cables connects one of the Outputs to the EXT DC jack of the accessory, as shown in diagram 1.



Or connect two accessories using two jack cables as shown in diagram 2.



Accessory Racking Kit

The BvNET Interface and Accessory Power Supply may be used free-standing. If you wish to mount them in a 19-inch rack, then the Accessory Mounting Kit may be used. This comprises a panel for mounting up to three accessories in just 1U of rack space. Unused positions are neatly blanked-off. Brackets make the process of mounting the accessories quick and easy.



Technical Specifications

BvNET Interface

USB communication	
Compliance	1.1 and 2.0
Power descriptor	150mA
Connector	Type B
Serial communication	
Compliance	EIA RS232C
Connector	Female 9 pin 'D' (fully wired)
BvNET	
Cable type	Category 5 UTP (or better)
Max. total cable length	1km
Max. Network Span	1km
Connector	Standard RJ45 (or ruggedised Neutrik 'Ethercon')

External Power

Only to be provided by a Linea Research Accessory Power Supply

Power consumption

USB powered	750mW max.
Externally powered	3W max.

Power Supply

Mains

Input range	85V to 230V
Frequency	50Hz to 60Hz
Consumption	<20W
Connection	3 pole IEC

Output

Voltage	12v DC nominal
Current	500mA max. per output
Connections	3,5mm Jack (tip +)

Interface and Power Supply

Environmental

Temperature	0 to +45°C
Humidity	0 to 80% RH (non-condensing)

Dimensions

Height	43mm
Width	115mm
Depth	115mm

Weight

500g